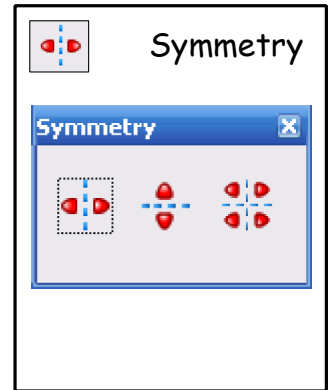
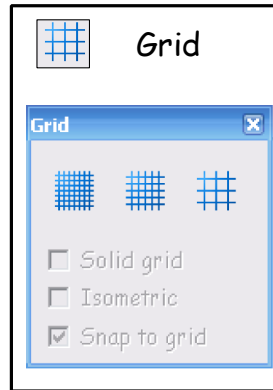
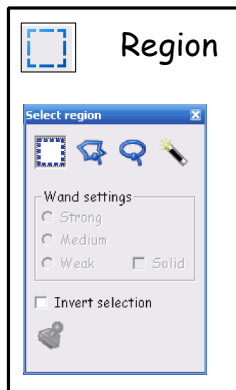
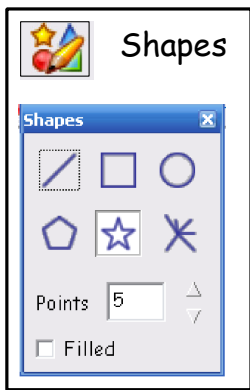

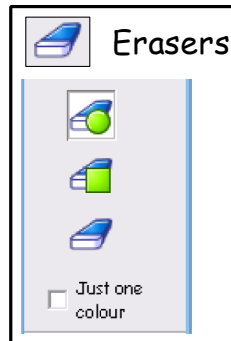
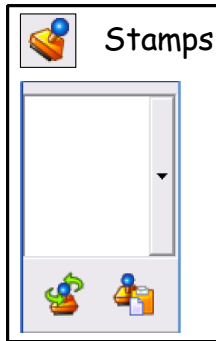

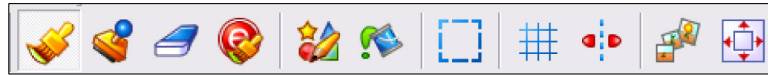
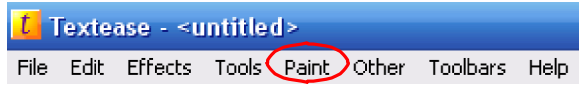


Open the 'Paint' toolbar by clicking on the 'Toolbar control' button  
Select 'Paint'



The 'Paint' menu will be added to the menu bar, and the 'Paint' toolbar will open:



Animate



Portrait/Landscape view



### The 'Paint' Window

The 'Paint' window will automatically open on the left hand side of the screen.

(See Brushes help sheet for more information)