

User Release Notes – ICS 3.42

ICS 3.42 is released with a number of new features or changes, many of which affect the look and feel of **Chronology**

Quick Summary of Key Changes

1. **Chronology** – the **Refresh** button is now called **Search**
2. **Chronology** – a new **Events Between date filter** defaults the **Chronology** view to the most recent year's activity only
3. **Chronology** – the **Edit** link (to open existing exemplars) is replaced with a **Date** link
4. **Chronology** – new search fields are available on the **Chronology** filter
5. **Chronology** – the **New Appropriate Exemplar** list now displays in alphabetical order
6. **Chronology** – the **New Appropriate Exemplar** list includes a search feature
7. **Exemplars** – Pre-populated data fields **stay green even after save**, up until the point of Counter-Sign Off
8. **Reports** – **Child Summary Reports** are now available from the **Links** panel (within **ICS Person Details**)
9. **Case Notes** – a reminder – four new **Event Types** have been added to the drop down list:
 - Case Audit
 - Outcome of assessment letter sent
 - Strat discussion letter sent
 - Allocation letter sent
10. **Window menu** – the child's name will display against the open Chronology
1. **Chronology** – **Refresh** is now called **Search**

The screenshot shows the Capita One 4.0 interface. The top navigation bar includes 'New', 'Search', 'View Specific Chronology', and 'Export'. The 'Filter' section contains various dropdown menus for 'Events Between', 'Case Reference Number', 'Event Type', 'SignOff Status', 'Exemplar Title', and 'Form Definition Group'. A red box highlights the 'Search' button in the filter section. Below the filter is the 'Person Summary' section, which displays personal details for James Emily. A text box with a black border and white background is overlaid on the Person Summary, stating: 'The Refresh button has been replaced with a Search button – the functionality remains the same'. At the bottom, the 'Chronology of Emily James' table is visible, showing a list of events with columns for Date, Updated By, Event, CRN, Version Number, Type, Form Definition Group, Status, and Chronology.

Date	Updated By	Event	CRN	Version Number	Type	Form Definition Group	Status	Chronology
01/12/2010 09:38:47	Darren Laurie (LAURID01)	Initial Assessment Date initial assessment commenced.: 01/12/2010	2011Data063950	1 17/03/2011 RXK5429	INIASS		US	<input type="checkbox"/>

2. Chronology – filter defaults to most recent year only

The **Chronology** filter includes some new search fields, one of which is the **Events Between** dates fields, which can be adjusted as required.

By default, only the most recent year's worth of activity is shown – adjust dates as required or remove (delete) the first date, click **Search** to display the complete Chronology

Date	Updated By	Event Description	Case Reference Number	Event Date	Event Type	Location	Status
01/12/2010 09:30:47	Darren Laurie (LAURID01)	Date initial assessment commenced.: 01/12/2010 Arrangement Start Date : Date on which this initial plan will be reviewed.:					
01/12/2010 09:30:29	Darren Laurie (LAURID01)	Referral and Information Record	2011Data063950	17/03/2011 URN3373	REFERR	Test 3	US

PLEASE NOTE – VERY IMPORTANT

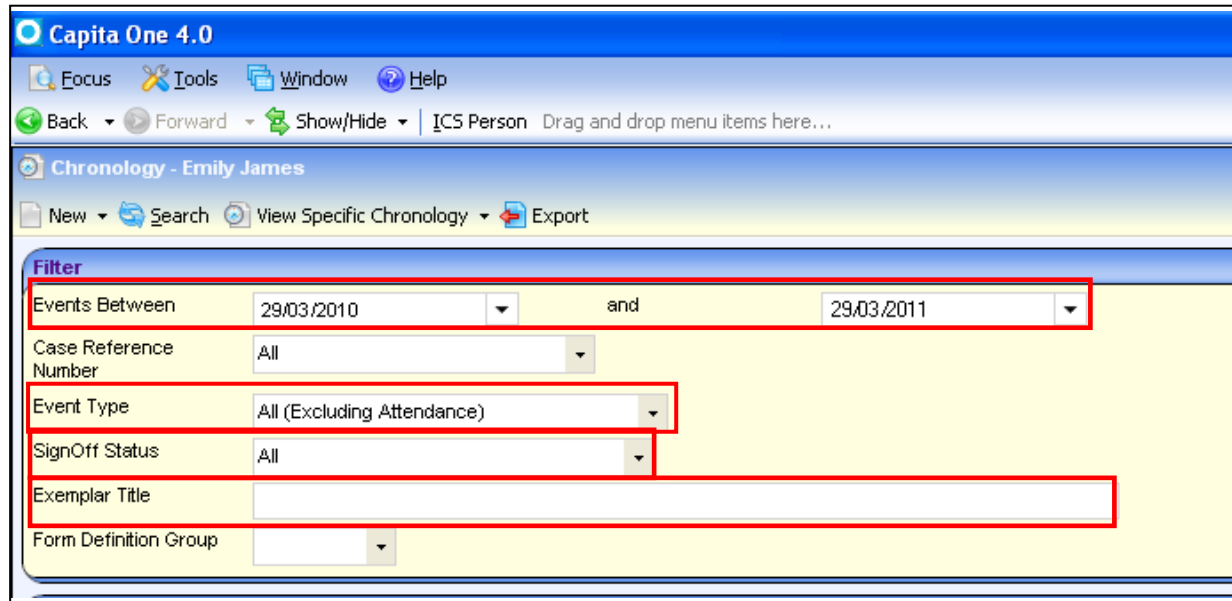
By default the Chronology will now only display the most recent year's worth of activity - this will improve the speed with which a **Chronology** loads, but caution may be needed to ensure data is not missed or duplicated.

e.g. if a **Hazard** or **Person who Poses a Risk to Children** exemplar has an **Event Date** of over a year ago, **by default this will not display** in the **Chronology**.

When viewing a **Chronology**, it might appear that a particular exemplar is missing, which could result in a duplicate exemplar being added. However, the 'missing' exemplar in question may have an **Event Date** of over a year ago.

Therefore, unless you know the case well, or are searching for a specific event, **we recommend that the first date is deleted** - then click **Search**, and the **complete Chronology** will be displayed.

3. Chronology – New search fields on filter and new columns on Chronology



- **Events Between <Date> and <Date>:** use these date fields to search between a specific time period. Remember, the default is the most recent year only. Remove (delete) the first date, then click **Search** to display the complete **Chronology**
- **Event Type:** this must be changed to Exemplar if you are searching for a particular exemplar in the **Exemplar Title** field
- **Sign Off Status:** use this field to specify events with a particular sign off status. Available codes are: Unsigned, Signed, Counter-Signed, Signed and Counter-Signed, Not Applicable
- **Exemplar Title:** use this field to search for a specific exemplar based on its title e.g. a search of **Initial** would display any exemplar with the word **Initial** at the beginning of the title, such as **Initial Assessment, Initial CP Conference**. Use % where needed for more flexible searching
- **Form Definition Group:** not currently enabled, but in the future will allow searching for exemplar type groups such as **Looked After Exemplars** or **CP Exemplars**

NOTICE - 4 new columns showing on **Chronology** (you may need to scroll to see all of these):

Date	Updated By	Event	CRN	Version Number	Type	Form Definition Group	Status	Chronology
01/12/2010 09:38:47	Darren Laurie (LAURID01)	Initial Assessment <small>Date initial assessment commenced.: 01/12/2010 Arrangement Start Date : Date on which this initial plan will be reviewed. :</small>	2011Data063950	1 17/03/2011 RXK5429	INIASS		US	<input type="checkbox"/>
01/12/2010	Darren Laurie (LAURID01)	Referral and Information Record	2011Data063950	1 17/03/2011 URN3373	REFERR	Test 3	US	<input type="checkbox"/>

Perhaps the most useful of these is the **Status** column, which at a glance confirms the **Sign Off Status** of the event, rather than having to open it. US=Unsigned, S=Signed, CS=Counter Signed, S, CS=Signed and Counter Signed, NA=Not Applicable

4. Chronology – Edit hyperlink replaced with Date hyperlink

Date	Updated By	Event	CRN	Version Number	Type	Form Definition Group	Status	Chronology
01/12/2010 09:38:47	Darren Laurie (LAURID01)	Initial Assessment Date initial assessment commenced.: 01/12/2010 Arrangement Start Date : Date on which this initial plan will be reviewed.:	2011Data063950	1 17/03/2011 RXX5429	INIASS		US	<input type="checkbox"/>
01/12/2010 09:30:29	Darren Laurie (LAURID01)						US	<input type="checkbox"/>
01/12/2010 09:27:44	Darren Laurie (LAURID01)						S	<input type="checkbox"/>

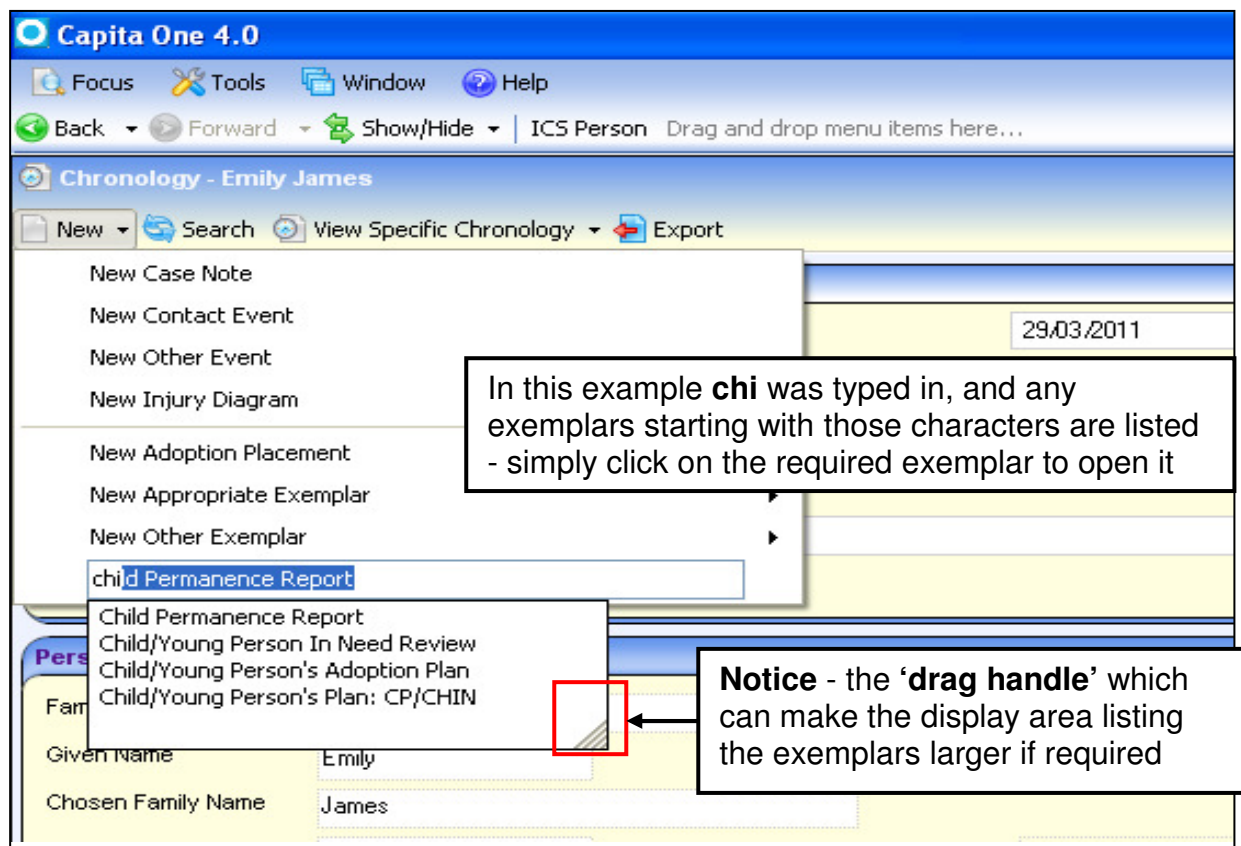
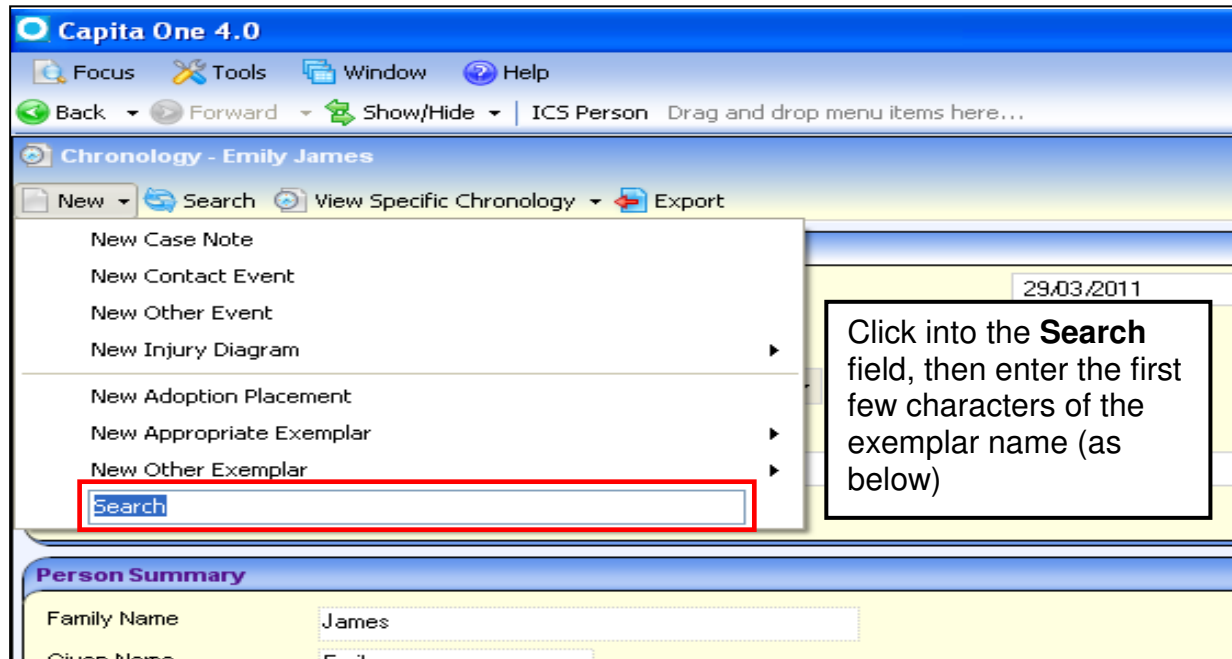
The **Edit** link (to open an existing exemplar) has been replaced with a **Date** link – click on the **blue date** to open an existing exemplar or Case Note

5. Chronology – Exemplar list now displays in alphabetical order

From **Chronology**, when **New > New Appropriate Exemplar** is selected, the exemplar list is now in alphabetical order

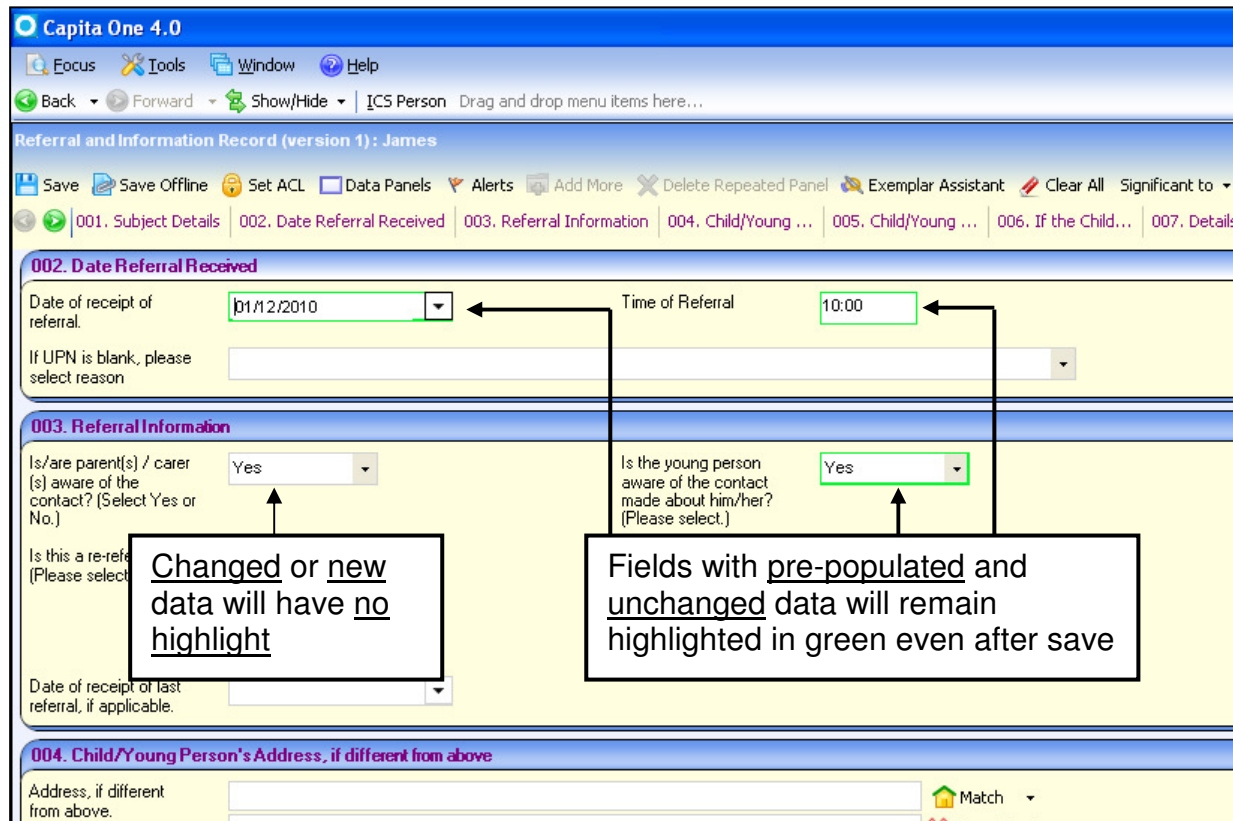
- Adoption Placement Plan
- Adoption Placement Report
- Agency Checks
- Assessment and Progress Record - Child Aged 5 - 10 Years
- CP Concern on Open Case - NEW FOR TESTING
- Care Plan - NEW FOR TESTING
- Case Supervision
- Child Permanence Report
- Child/Young Person In Need Review
- Child/Young Person's Adoption Plan
- Child/Young Person's Plan: CP/CHIN
- Chronology
- Chronology - Education, Training, Employment History
- Chronology - Offences
- Chronology - Record of Changes to a Child/Young Person's Legal Status
- Chronology - Record of Social Services Involvement in Child Protection
- Closure Record
- Core Assessment
- Core Group Meetings
- Domestic Abuse Notification
- Fair Processing Notice aged 0 - 11 years
- Family Group Conference Closure Summary
- Family Group Conference Co-ordinator Feedback Form - NEW FOR TESTING
- Family Group Conference Family Plan - NEW FOR TESTING
- Family Group Conference Referral Accepted Decision
- Family Group Conference Referral Form - NEW FOR TESTING
- File Tracking and Archiving
- Fostering Matching Milestones
- Hazards
- Health Chronology - NEW FOR TESTING
- Initial Assessment
- Initial Child Protection Conference Report
- Involvements
- KCC Other Local Authority Children on the CPR

6. Chronology – the New Appropriate Exemplar list includes a search feature



7. Exemplars – Pre-populated data fields stay green even after save, up until the point of Counter-Sign Off

Previously, any data that pre-populated an exemplar would be highlighted in green, up until the point of save. Now, un-changed pre-populated data will remain highlighted in green up until the point of Counter Sign Off – this will enable Managers to review data that has not been changed as well as new data added.

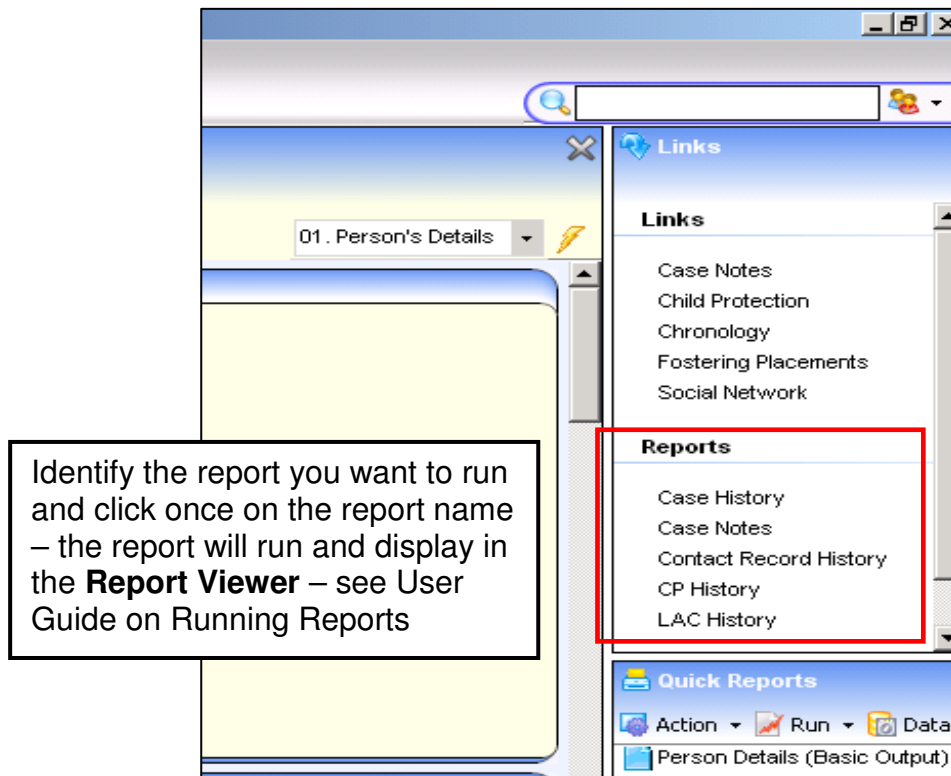


8. Reports – Child Summary Reports are now available from the **Links** panel (within **ICS Person Details**)

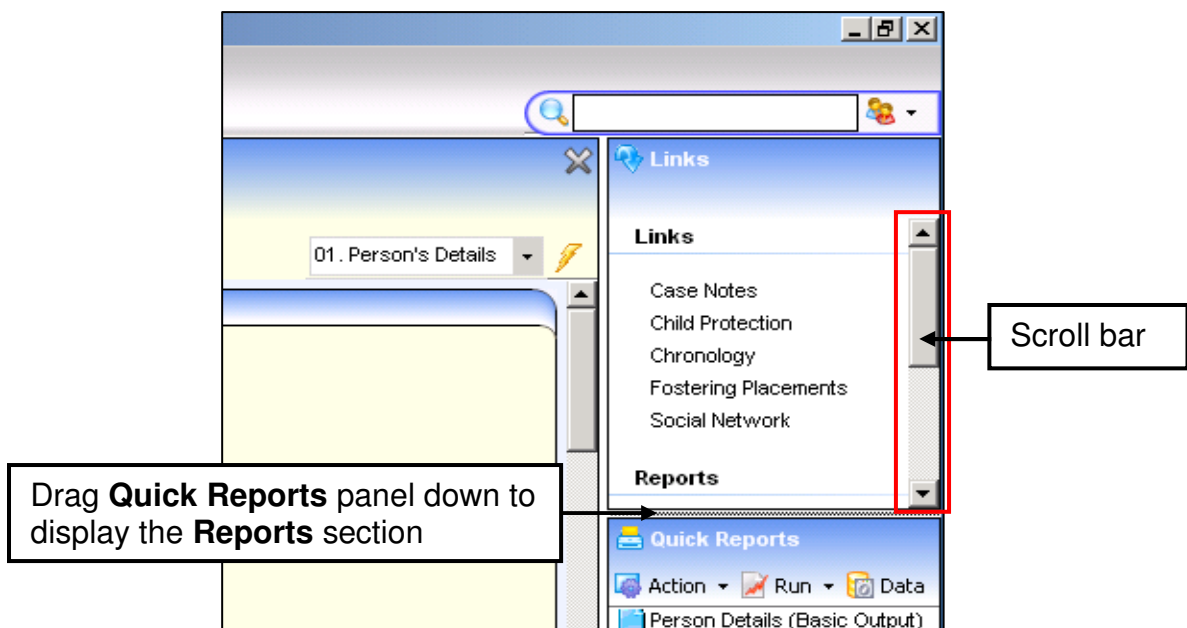
Child Summary Reports are now available from **ICS Person Details – Links** Panel.

These were formally only available from Focus>Analysis Reporting>Report, using the child's **Person ID**.

These reports can now be run from **ICS Person Details**.

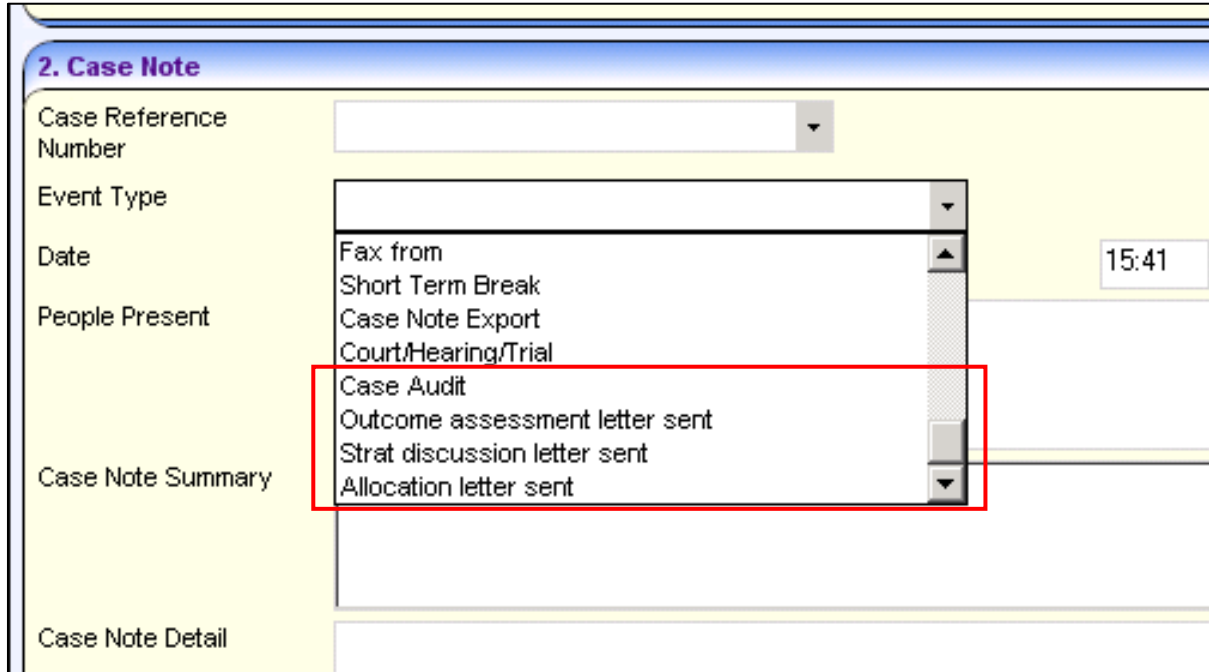


Please note – if the **Reports** section is not showing in the **Links** panel, either use the scroll bar or drag the **Quick Reports** panel down



9. Case Notes – four new **Event Types** have been added to the drop down list:

- Case Audit
- Outcome of assessment letter sent
- Strat discussion letter sent
- Allocation letter sent



10. Window menu – the child's name will display against the open Chronology

This will make working in sibling groups and switching between open chronologies much easier

